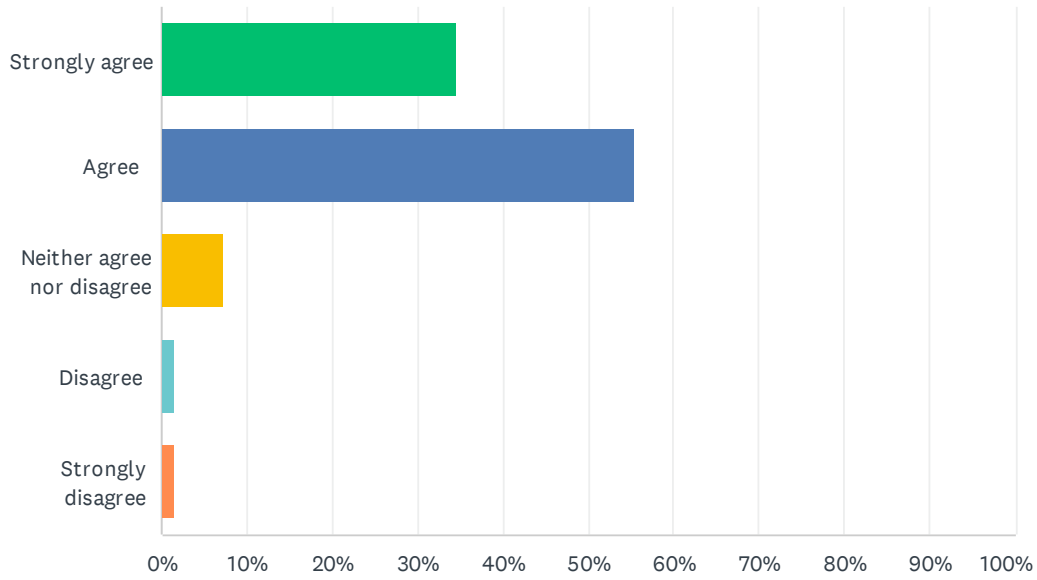


# Q1 My child is happy at this school

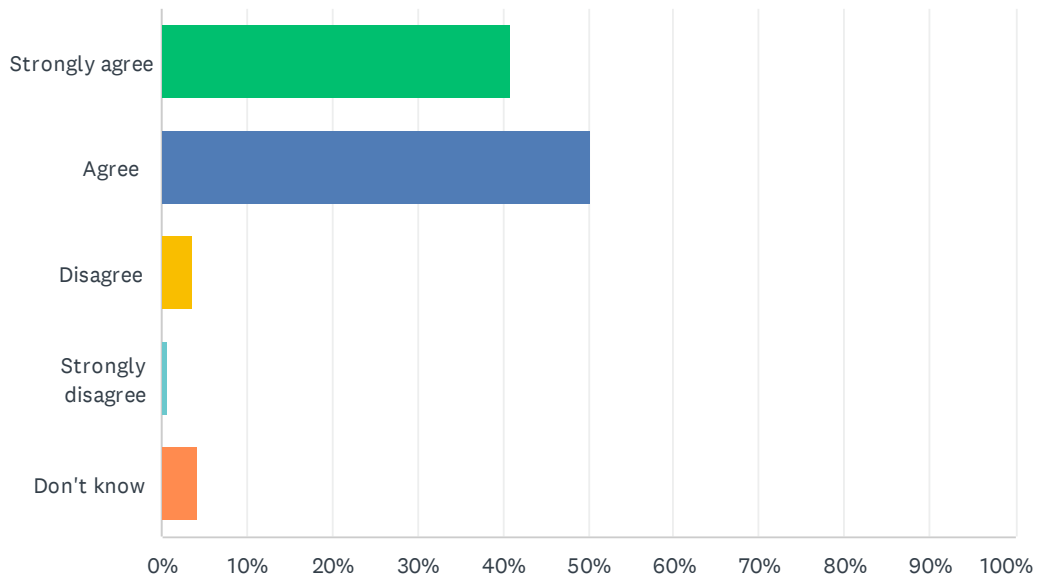
Answered: 139 Skipped: 0



ANSWER CHOICES	RESPONSES	
Strongly agree	34.53%	48
Agree	55.40%	77
Neither agree nor disagree	7.19%	10
Disagree	1.44%	2
Strongly disagree	1.44%	2
<b>TOTAL</b>		<b>139</b>

## Q2 My child feels safe at this school

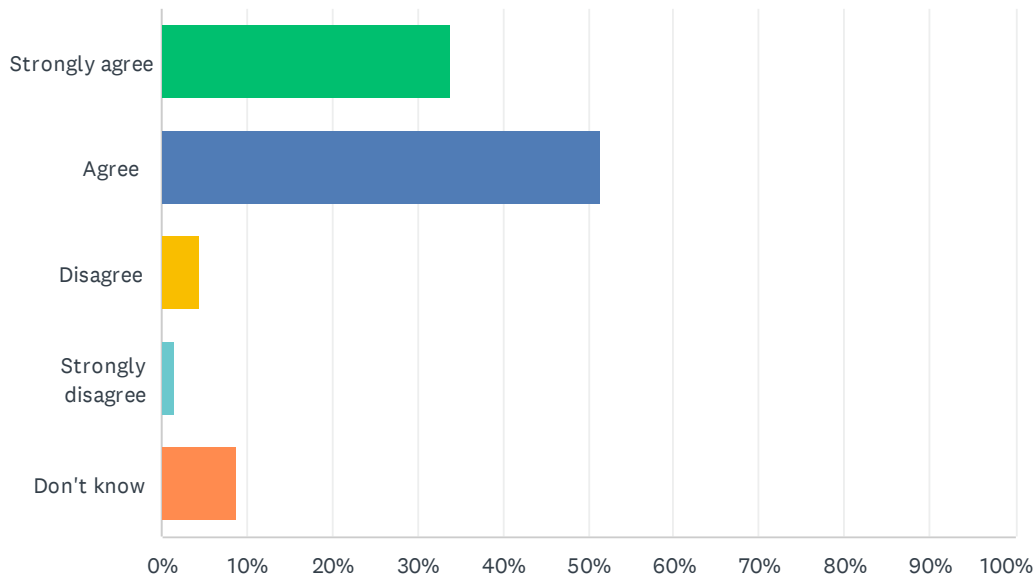
Answered: 139 Skipped: 0



ANSWER CHOICES	RESPONSES	
Strongly agree	41.01%	57
Agree	50.36%	70
Disagree	3.60%	5
Strongly disagree	0.72%	1
Don't know	4.32%	6
<b>TOTAL</b>		<b>139</b>

### Q3 My child has someone in school to talk to if they have any worries

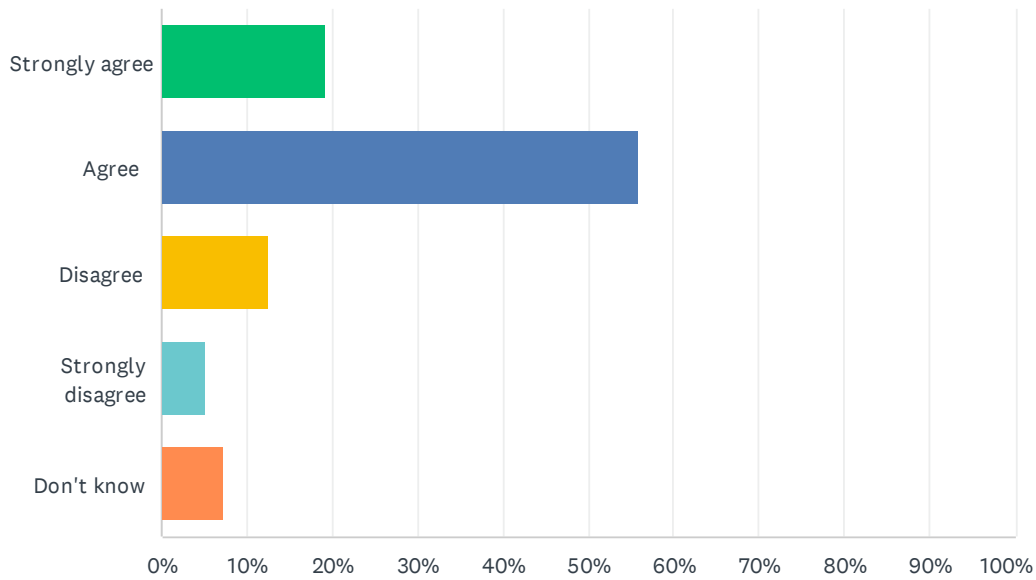
Answered: 136 Skipped: 3



ANSWER CHOICES	RESPONSES	
Strongly agree	33.82%	46
Agree	51.47%	70
Disagree	4.41%	6
Strongly disagree	1.47%	2
Don't know	8.82%	12
<b>TOTAL</b>		<b>136</b>

## Q4 The school makes sure it's pupils are well behaved

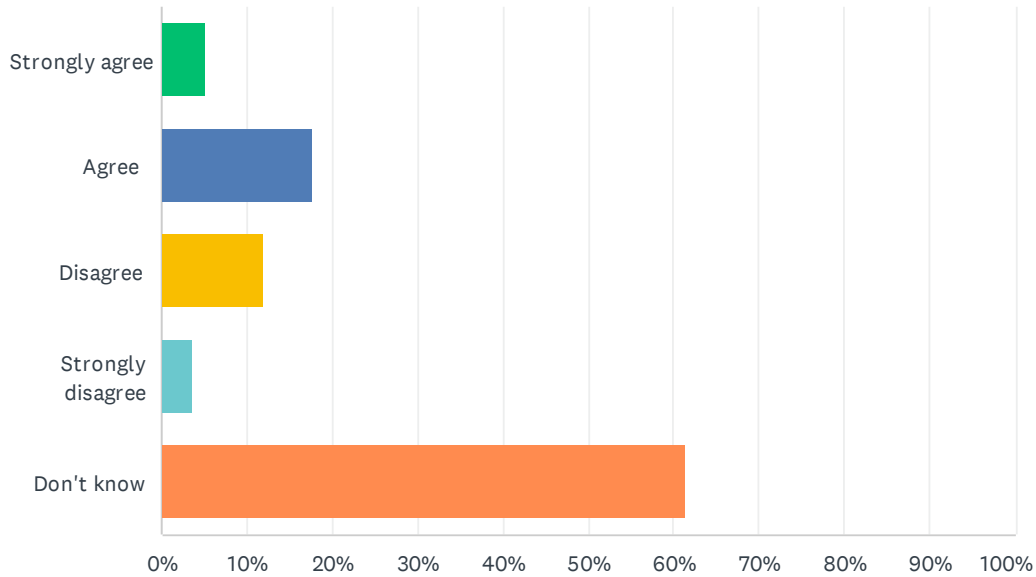
Answered: 136 Skipped: 3



ANSWER CHOICES	RESPONSES	
Strongly agree	19.12%	26
Agree	55.88%	76
Disagree	12.50%	17
Strongly disagree	5.15%	7
Don't know	7.35%	10
<b>TOTAL</b>		<b>136</b>

## Q5 My child has been bullied and the school dealt with the bullying quickly and effectively

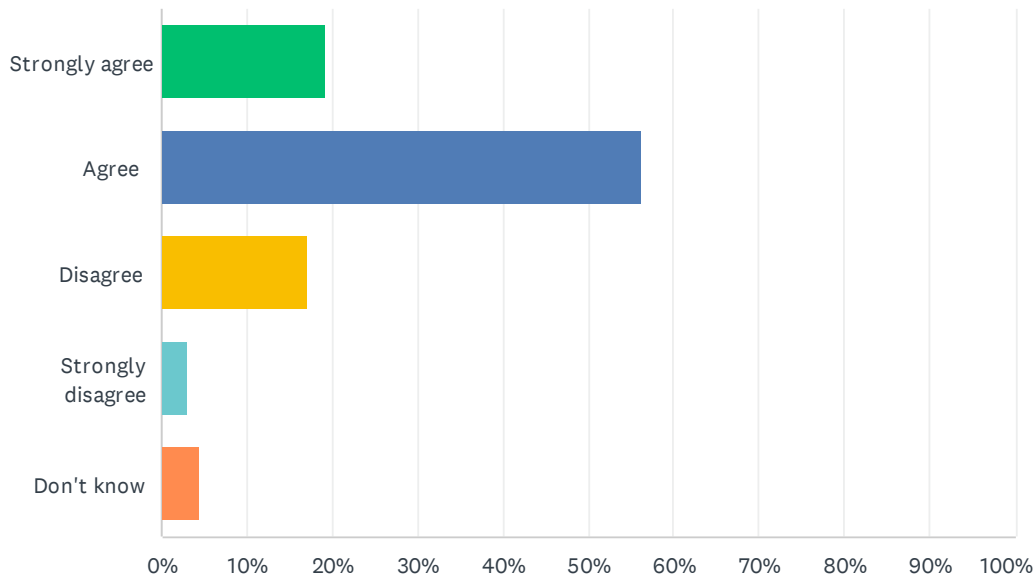
Answered: 135 Skipped: 4



ANSWER CHOICES	RESPONSES	
Strongly agree	5.19%	7
Agree	17.78%	24
Disagree	11.85%	16
Strongly disagree	3.70%	5
Don't know	61.48%	83
<b>TOTAL</b>		<b>135</b>

## Q6 The school makes me aware of what my child will learn during the year

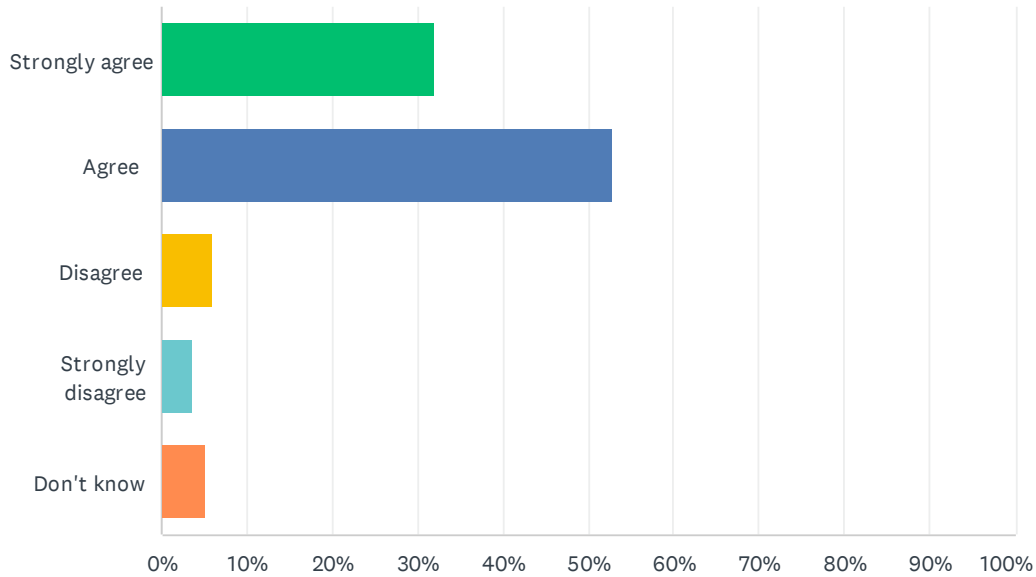
Answered: 135 Skipped: 4



ANSWER CHOICES	RESPONSES	
Strongly agree	19.26%	26
Agree	56.30%	76
Disagree	17.04%	23
Strongly disagree	2.96%	4
Don't know	4.44%	6
<b>TOTAL</b>		<b>135</b>

## Q7 Success and achievements, inside and outside of school, are celebrated.

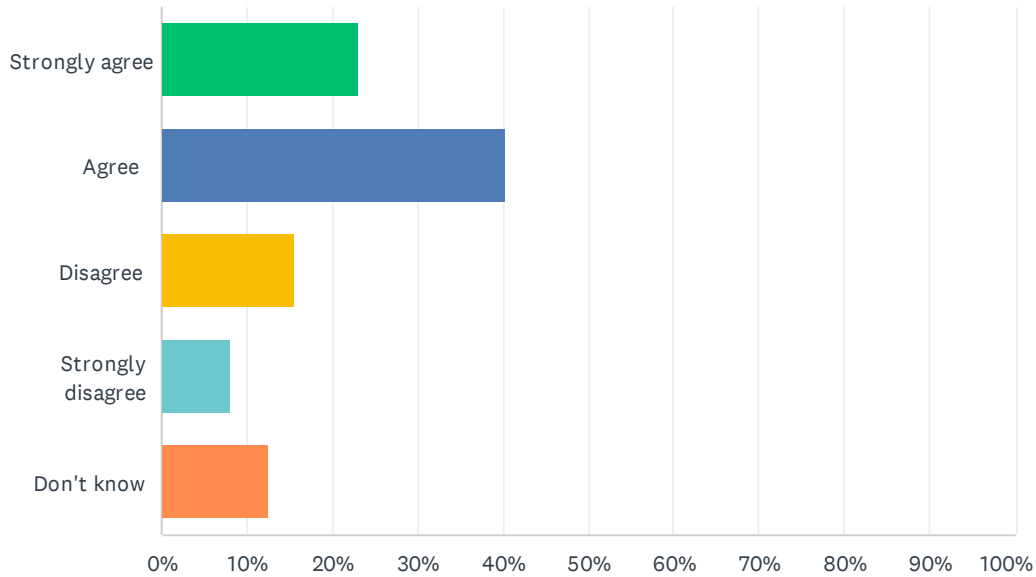
Answered: 134 Skipped: 5



ANSWER CHOICES	RESPONSES	
Strongly agree	32.09%	43
Agree	52.99%	71
Disagree	5.97%	8
Strongly disagree	3.73%	5
Don't know	5.22%	7
<b>TOTAL</b>		<b>134</b>

## Q8 When I have raised concerns with the school they have been dealt with properly

Answered: 134 Skipped: 5

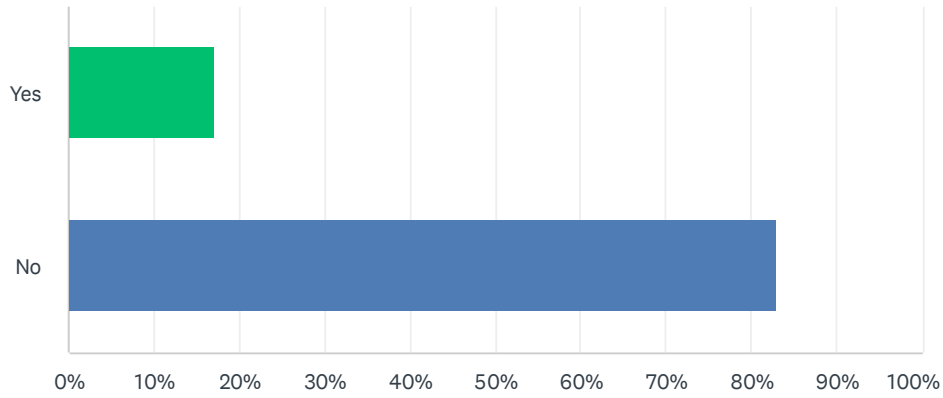


ANSWER CHOICES	RESPONSES	
Strongly agree	23.13%	31
Agree	40.30%	54
Disagree	15.67%	21
Strongly disagree	8.21%	11
Don't know	12.69%	17
<b>TOTAL</b>		<b>134</b>



# Q9 Does your child have special educational needs and/or disabilities (SEND)

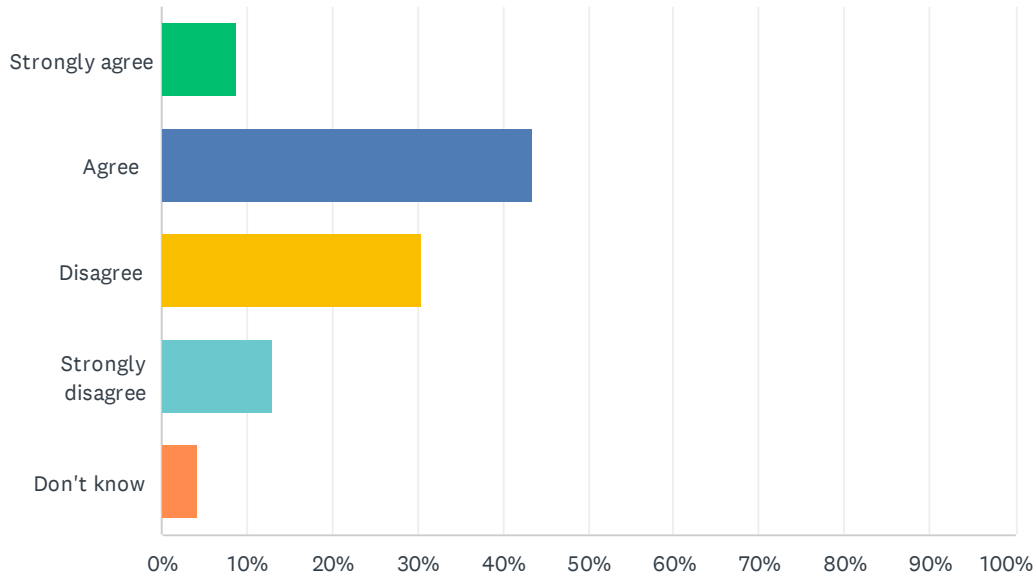
Answered: 134 Skipped: 5



ANSWER CHOICES	RESPONSES	
Yes	17.16%	23
No	82.84%	111
TOTAL		134

# Q10 My child has SEND, and the school gives them the support they need to succeed

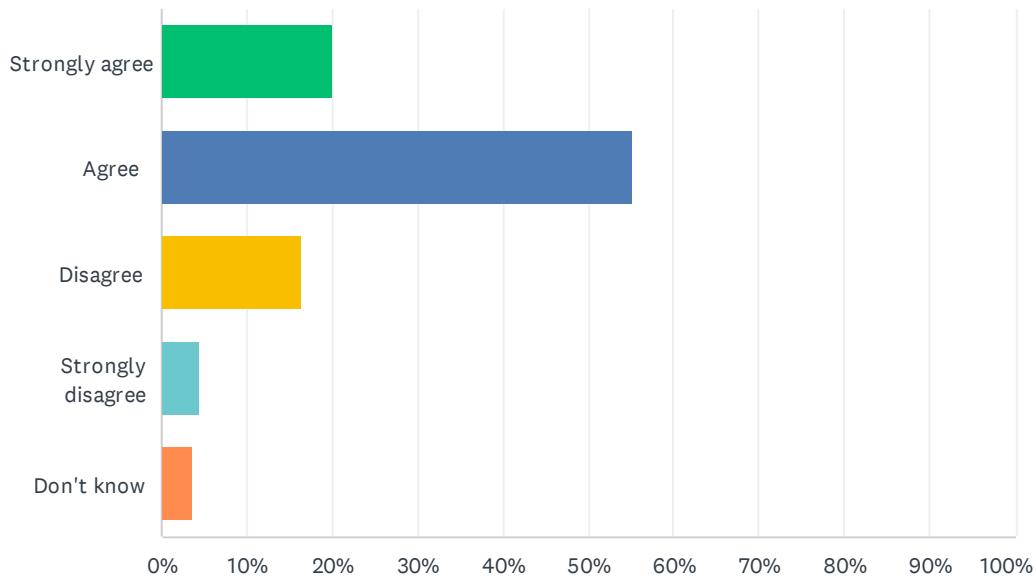
Answered: 23 Skipped: 116



ANSWER CHOICES	RESPONSES	
Strongly agree	8.70%	2
Agree	43.48%	10
Disagree	30.43%	7
Strongly disagree	13.04%	3
Don't know	4.35%	1
<b>TOTAL</b>		<b>23</b>

## Q11 The school has high expectations for my child

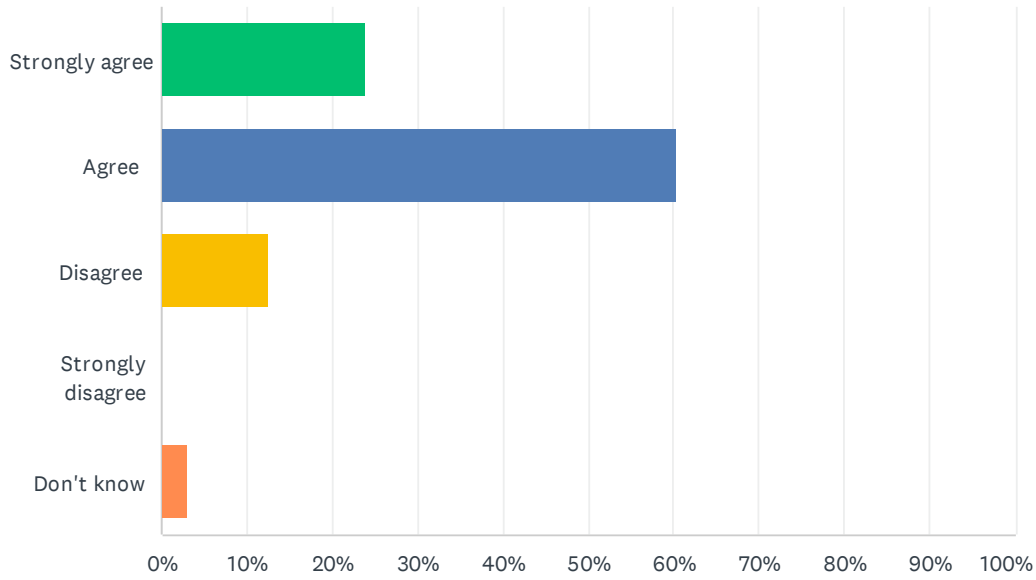
Answered: 134 Skipped: 5



ANSWER CHOICES	RESPONSES	
Strongly agree	20.15%	27
Agree	55.22%	74
Disagree	16.42%	22
Strongly disagree	4.48%	6
Don't know	3.73%	5
<b>TOTAL</b>		<b>134</b>

### Q12 My child does well at this school

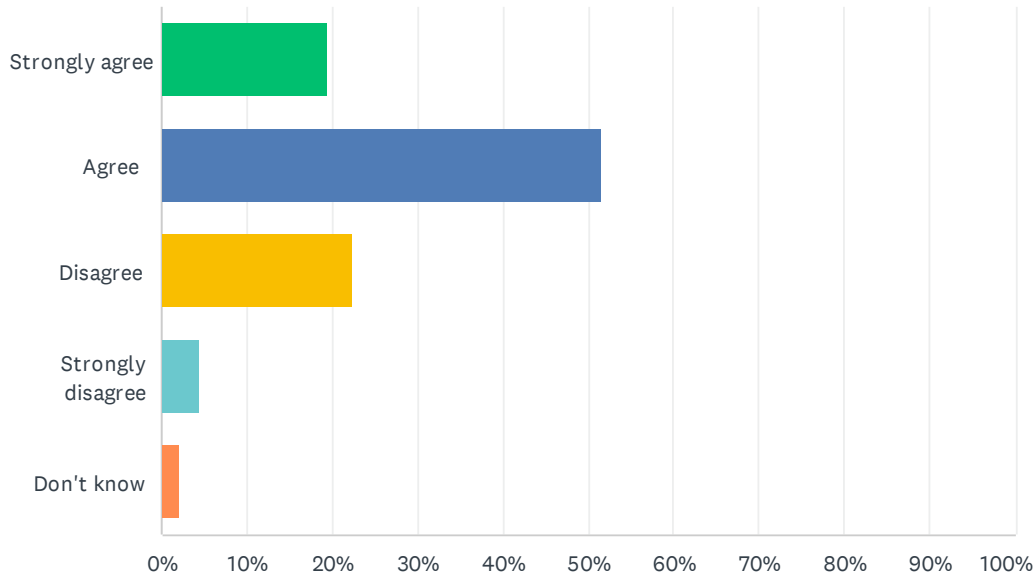
Answered: 134 Skipped: 5



ANSWER CHOICES	RESPONSES	
Strongly agree	23.88%	32
Agree	60.45%	81
Disagree	12.69%	17
Strongly disagree	0.00%	0
Don't know	2.99%	4
<b>TOTAL</b>		<b>134</b>

### Q13 The school lets me know how my child is doing

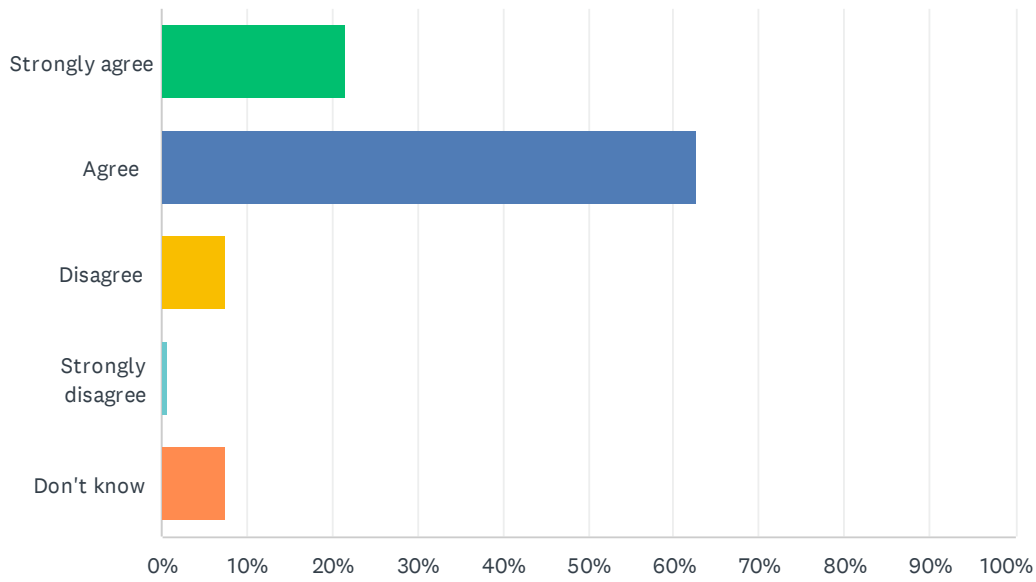
Answered: 134 Skipped: 5



ANSWER CHOICES	RESPONSES	
Strongly agree	19.40%	26
Agree	51.49%	69
Disagree	22.39%	30
Strongly disagree	4.48%	6
Don't know	2.24%	3
<b>TOTAL</b>		<b>134</b>

# Q14 There is a good range of subjects available to my child at this school

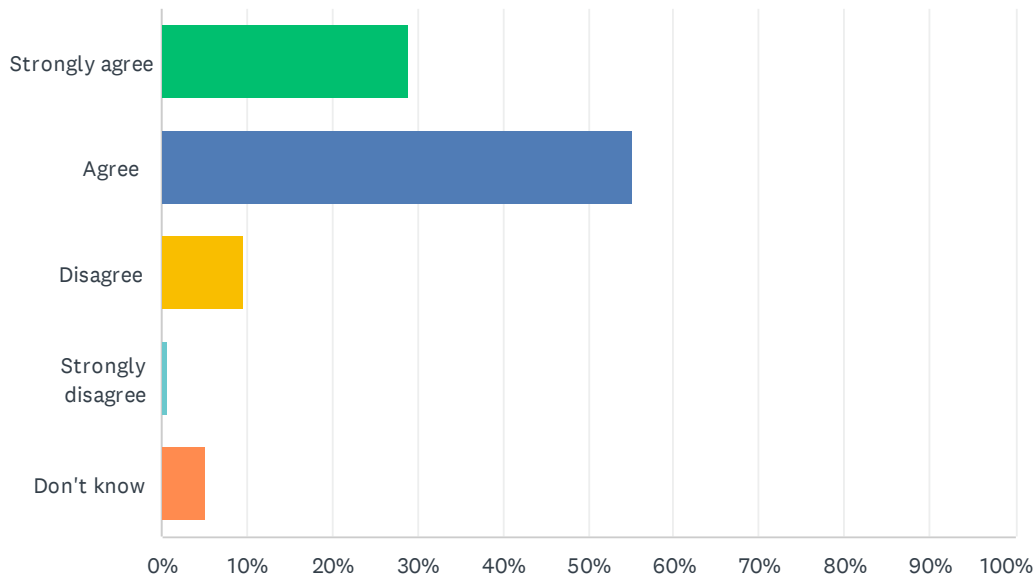
Answered: 134 Skipped: 5



ANSWER CHOICES	RESPONSES	
Strongly agree	21.64%	29
Agree	62.69%	84
Disagree	7.46%	10
Strongly disagree	0.75%	1
Don't know	7.46%	10
<b>TOTAL</b>		<b>134</b>

### Q15 My child can take part in clubs and activities at this school

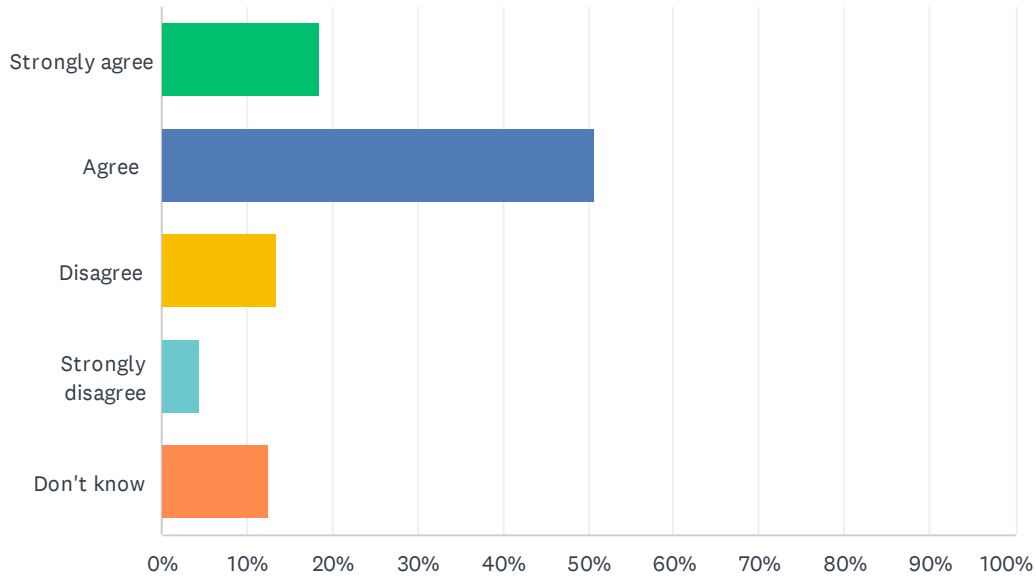
Answered: 134 Skipped: 5



ANSWER CHOICES	RESPONSES	
Strongly agree	29.10%	39
Agree	55.22%	74
Disagree	9.70%	13
Strongly disagree	0.75%	1
Don't know	5.22%	7
<b>TOTAL</b>		<b>134</b>

# Q16 The school supports my child's wider personal development

Answered: 134 Skipped: 5

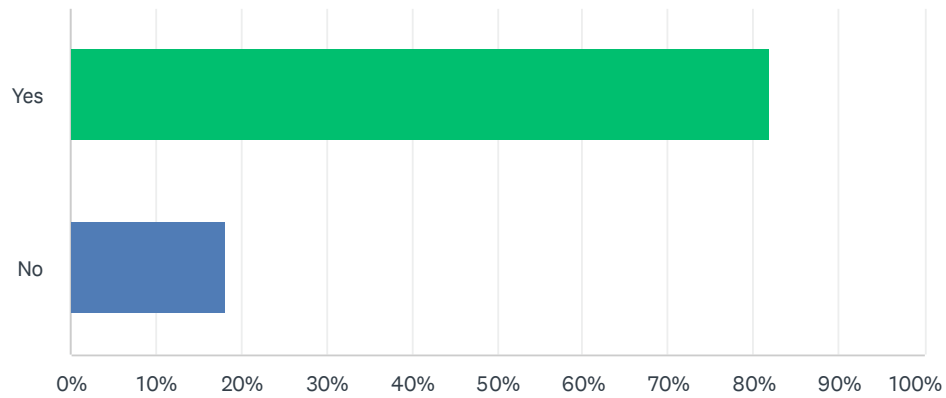


ANSWER CHOICES	RESPONSES	
Strongly agree	18.66%	25
Agree	50.75%	68
Disagree	13.43%	18
Strongly disagree	4.48%	6
Don't know	12.69%	17
<b>TOTAL</b>		<b>134</b>



### Q17 I would recommend this school to another parent

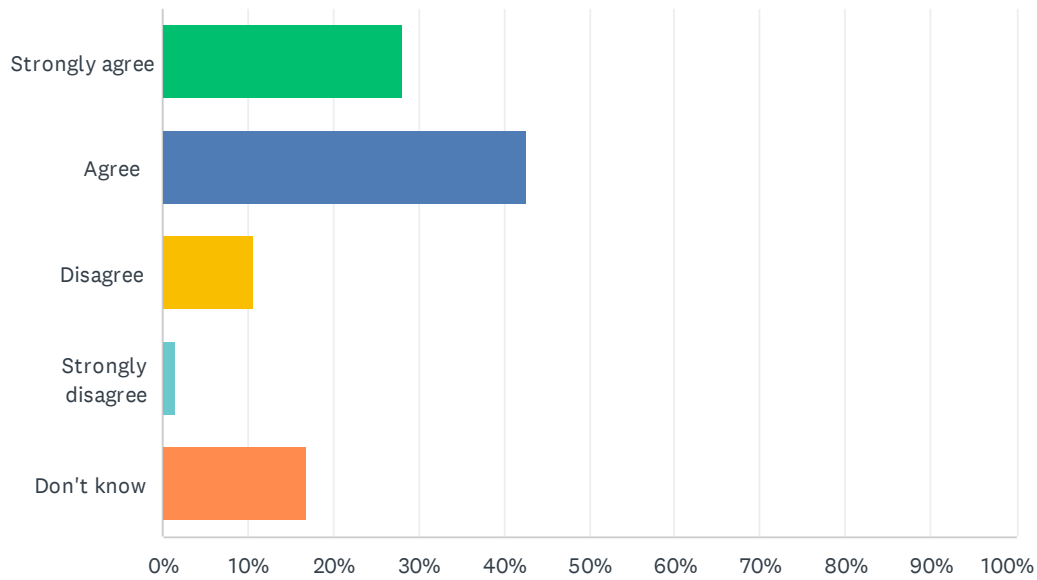
Answered: 133 Skipped: 6



ANSWER CHOICES	RESPONSES	
Yes	81.95%	109
No	18.05%	24
TOTAL		133

## Q18 I am happy with the lunchtime provider - Fresh Start

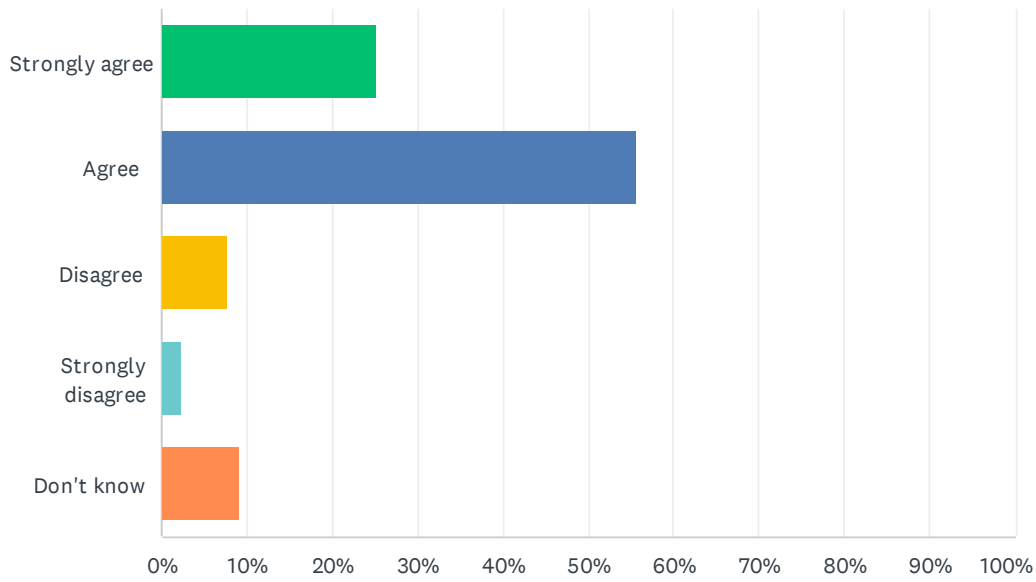
Answered: 131 Skipped: 8



ANSWER CHOICES	RESPONSES	
Strongly agree	28.24%	37
Agree	42.75%	56
Disagree	10.69%	14
Strongly disagree	1.53%	2
Don't know	16.79%	22
<b>TOTAL</b>		<b>131</b>

## Q19 School Values are clear and promoted

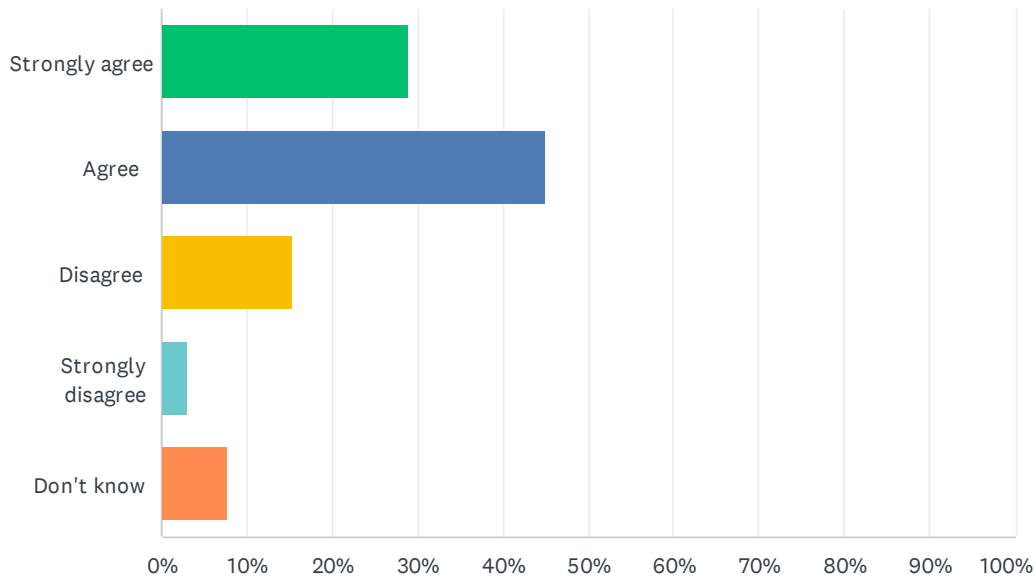
Answered: 131 Skipped: 8



ANSWER CHOICES	RESPONSES	
Strongly agree	25.19%	33
Agree	55.73%	73
Disagree	7.63%	10
Strongly disagree	2.29%	3
Don't know	9.16%	12
<b>TOTAL</b>		<b>131</b>

## Q20 The school leadership team are visible, effective and approachable

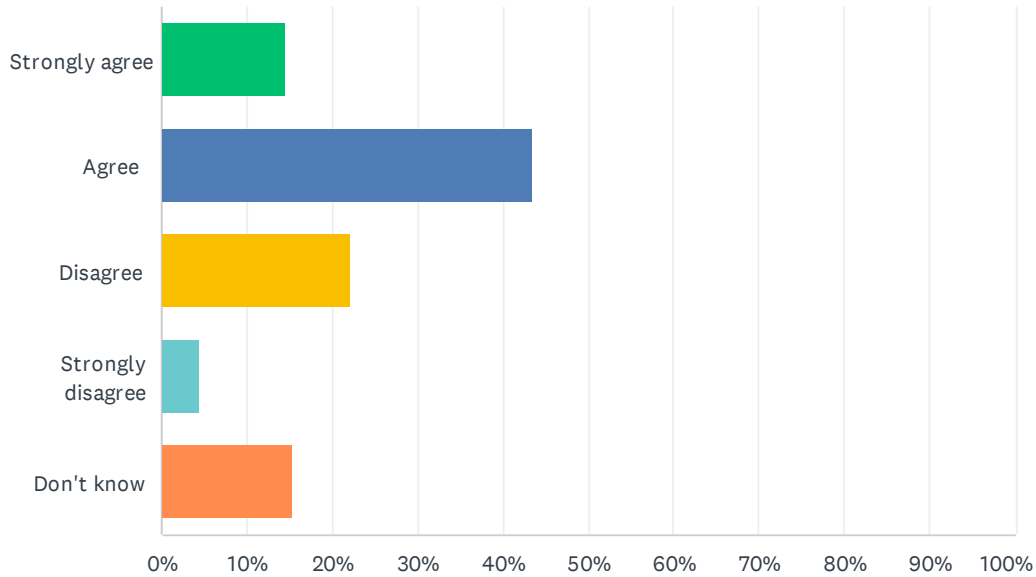
Answered: 131 Skipped: 8



ANSWER CHOICES	RESPONSES	
Strongly agree	29.01%	38
Agree	45.04%	59
Disagree	15.27%	20
Strongly disagree	3.05%	4
Don't know	7.63%	10
<b>TOTAL</b>		<b>131</b>

## Q21 I understand the roles that Governors play at DPS and how they influence my child's education

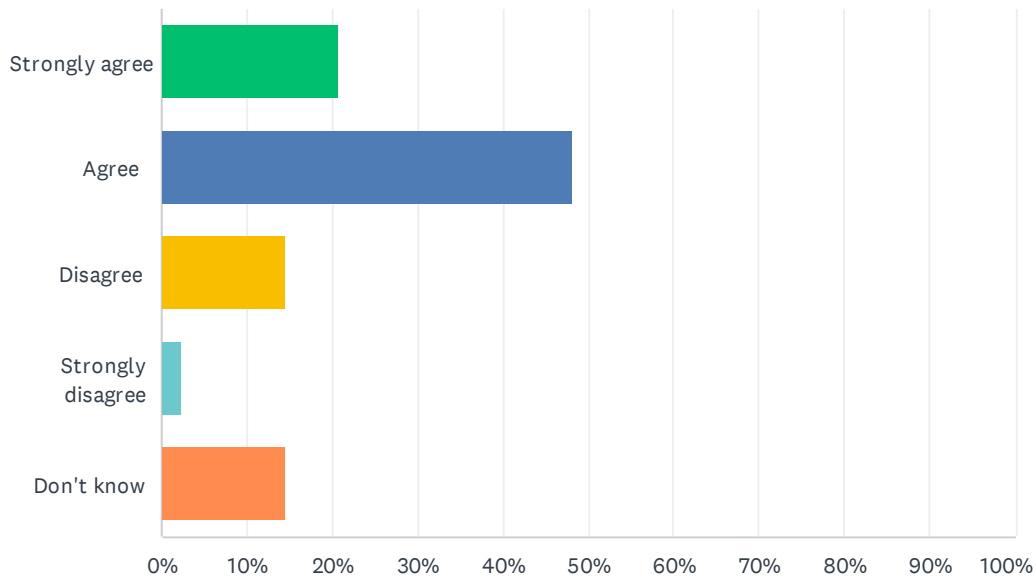
Answered: 131 Skipped: 8



ANSWER CHOICES	RESPONSES	
Strongly agree	14.50%	19
Agree	43.51%	57
Disagree	22.14%	29
Strongly disagree	4.58%	6
Don't know	15.27%	20
<b>TOTAL</b>		<b>131</b>

## Q22 I know that I can get in contact with Governors if needed

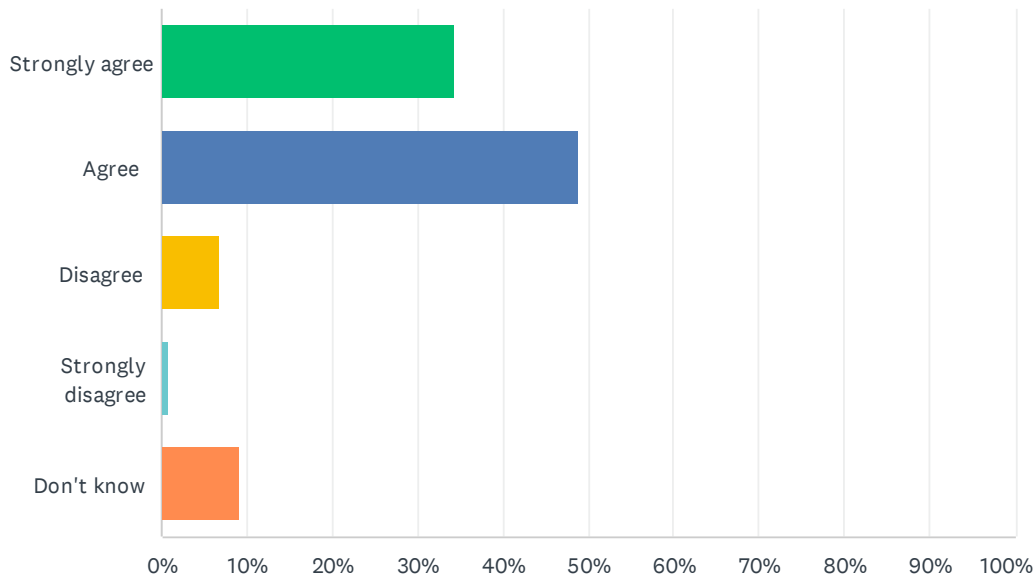
Answered: 131 Skipped: 8



ANSWER CHOICES	RESPONSES	
Strongly agree	20.61%	27
Agree	48.09%	63
Disagree	14.50%	19
Strongly disagree	2.29%	3
Don't know	14.50%	19
<b>TOTAL</b>		<b>131</b>

## Q23 I recognise that the PTA work hard to support school life

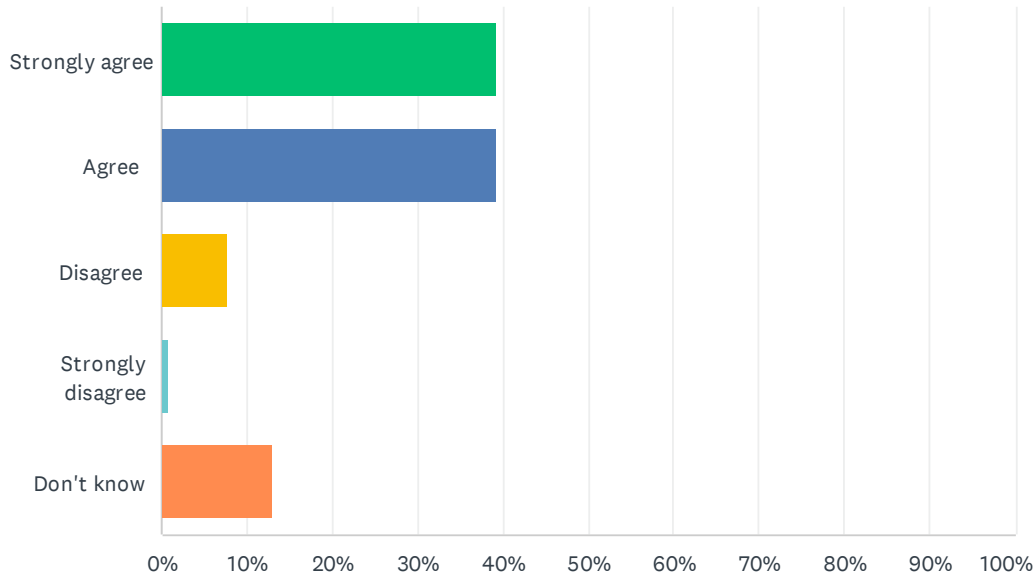
Answered: 131 Skipped: 8



ANSWER CHOICES	RESPONSES	
Strongly agree	34.35%	45
Agree	48.85%	64
Disagree	6.87%	9
Strongly disagree	0.76%	1
Don't know	9.16%	12
<b>TOTAL</b>		<b>131</b>

## Q24 Staff treat people with equal care and respect, regardless of gender race or religion

Answered: 130 Skipped: 9

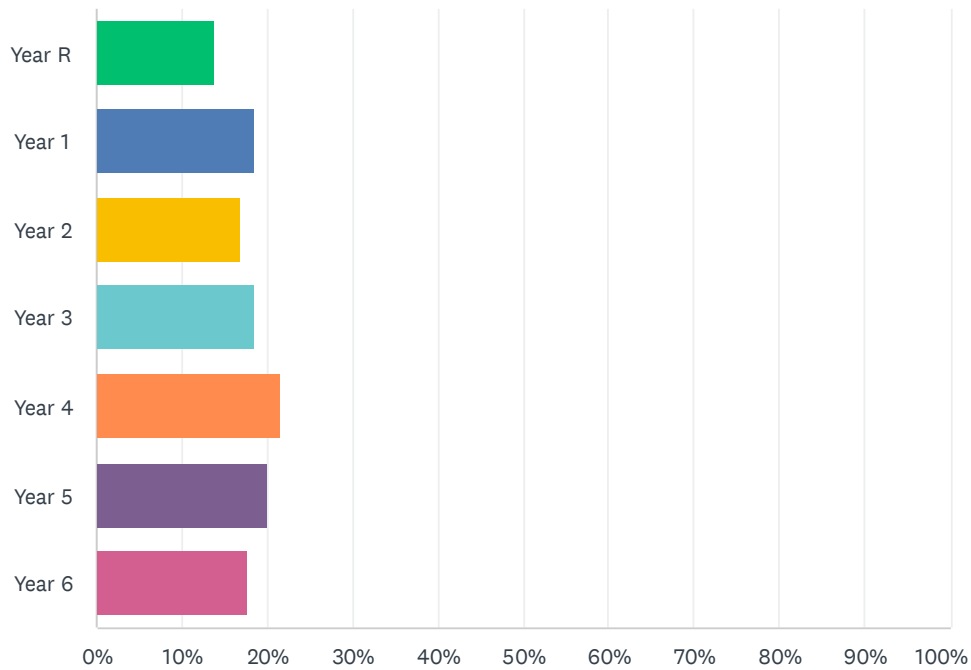


ANSWER CHOICES	RESPONSES	
Strongly agree	39.23%	51
Agree	39.23%	51
Disagree	7.69%	10
Strongly disagree	0.77%	1
Don't know	13.08%	17
<b>TOTAL</b>		<b>130</b>



### Q25 Which Year Group is your child in (please select all that apply)

Answered: 130 Skipped: 9



ANSWER CHOICES	RESPONSES	
Year R	13.85%	18
Year 1	18.46%	24
Year 2	16.92%	22
Year 3	18.46%	24
Year 4	21.54%	28
Year 5	20.00%	26
Year 6	17.69%	23
Total Respondents: 130		

## Q26 Please add on any further comments here

Answered: 43 Skipped: 96