

EYFS Literacy Work Week beginning 30.3.20

Dear Parent/Carers

From the observations and activity Mrs Watson and I are seeing on Tapestry, we can see that you have taken on the role of teaching your child at home with passion and gusto! Not only are you showing us your 'Yes I can' attitude but you are also trying your best in very daunting and unprecedented times. We do not under estimate how challenging this is. It really is very peculiar even for us! Here are some suggestions to support your child's Literacy and phonics development over the coming weeks.

1. Continue with daily reading and creating a love of books and sharing stories. Not only do we learn to read but also read to learn!
2. Continue with learning your child's animal words. In your home learning pack, we added your child's current words as well as the next set of words. All the animal words can be found in the front of Home School Diary when you require more.
3. In your Home Learning Pack your child's animal words in handwriting, sheets were provided. Use these to practise handwriting and reading skills.
4. Use the reading eggs app on a mobile, tablet, laptop or desktop computer.
5. Play games to use and apply your child's phonic knowledge e.g. animal words bingo, pairs, snap, using magnetic letters, playing hangman, playing scrabble/ boggle, what's the word Mr Wolf, writing sounds or words in sand, mud, and chalk. The world is your oyster!
6. Use Letterjoin for handwriting skills on a mobile, tablet, laptop and desktop. The website is letterjoin.co.uk. Login details are available at the beginning of your Home School Diary.

7. You could keep a diary of your home learning. Draw a picture and write about your day.

Encourage your child to

1. Use a capital letter at the beginning of the sentence.
 2. Leave a finger space in between words.
 3. Put a full stop at the end of the sentence.
- 4 Write in their neatest, smartest, cursive handwriting.

Other online resources to support Phonics:

1. Sophie from Read Write Inc is doing daily phonics on Facebook and You tube for children to watch at home. Films will show at the times below and will be available for 24 hours only. (Please go to ruthmiskin.com for further information.)

Set 1 is on at 9.30am, Set 2 is on at 10.00am, Set 3 is on at 10.30am.

Poetry time films are also uploaded daily and will be posted on you tube for you to enjoy again and again.

2. 'Mr Thorne does phonics with Geraldine Giraffe' on You Tube. The children seem to love this at school.
3. On You tube there are a number of Tricky Words and Sight Word songs compiled by Epic Phonics.
4. You may also know about Alphablocks. These characters help children learn to read and promote phonic skills for children. There are available episodes on You tube.
5. Phonics Play is also offering access to free resources.
You are able to become a member, for free, to access reading ebooks with Oxford Owl. The link is <https://www.oxfordowl.co.uk>. More resources will be uploaded over the coming days and weeks to support home learning.
Phonics Play Username: march20. Password: home

6. Amazon has made audio stories completely free for children. You can stream these from a huge collection. These are available on your desktop, laptop, phone or tablet. Use the following link: <https://stories.audible.com/start-listen>.
7. The world of David Walliams is releasing an audio story every day for the next 30 days. Please go to <https://worldofdavidwalliams.com/elevenses/>

Please note these ideas are only a guide. They may not follow your child's interest but may give you a starting point. We would not expect you to complete all these activities. We are simply providing a choice and some variety.

Please let us know how you are getting on and ask for help and advice if you need it. You can contact Mrs Watson or myself by email -

nmckenzie@deanshanger.northants.sch.uk
zwatson@deanshanger.northants.sch.uk

We will do what we can to help in any way that we can. We are and will continue to work in partnership with yourselves to support your child with their ongoing learning and progress.

Stay safe, keep healthy and take care.

With kindest regards,

EYFS Team

P.S. Please find a list of Red/Tricky words and words supporting the sounds in Set 2 below.

Red words (Tricky words)


Red words for a while...		
He	me	we
She	be	no
So	go	old
Her	saw	my
by	why	now
how	down	over
school		
Other red words...		
I	the	you
your	said	was
are	of	want
they	to	do
does	all	call
tall	small	any
many	anyone	some
who	watch	come
where	there	here
were	brother	other
mother	father	love
above	two	once
buy	worse	walk
talk	caught	bought
thought	through	wear
whole	could	would
should	great	son

water		
-------	--	--

Set 2 Sounds - Rhyme and words

ay - May I play?	may, say, day, way, play, stay, spray.
ee - What can you see	see, been, seen, three, green, sleep.
igh - Fly high	high, light, bright, night, might, fright.
ow - Blow the snow	low, blow, snow, know, show, slow.
oo - Poo at the zoo	too, zoo, food, moon, pool, spoon.
oo - Look at a book	took, cook, book, look, foot, shook.
ar - Start the car	car, part, hard, star, sharp, start.
or - Shut the door	sort, fork, snort, horse, sport, short.
air - That's not fair!	air, fair, lair, hair, stair, chair.
ir - Whirl and twirl	girl, bird, dirt, third, whirl, twirl.
ou - Shout it out	out, loud, mouth, shout, round, found.
oy - Toy for a boy	toy, boy, joy, enjoy.

Easter Themed Maths Activity Book




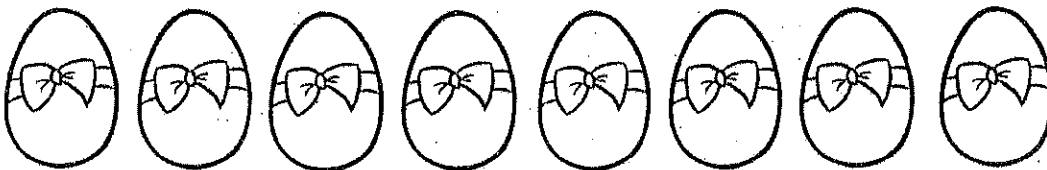






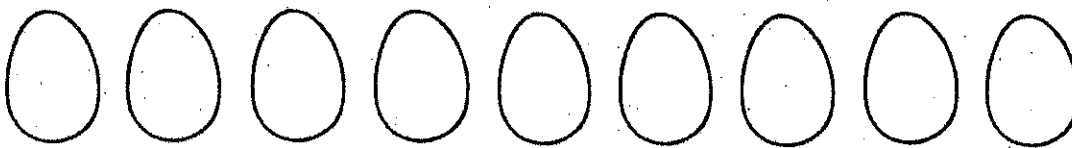






My Name is _____



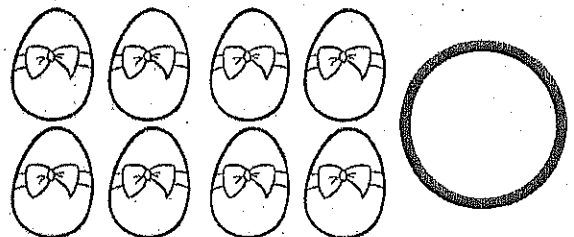
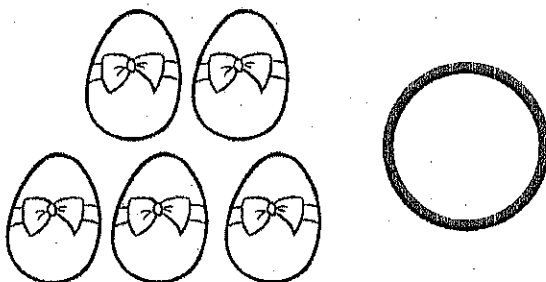
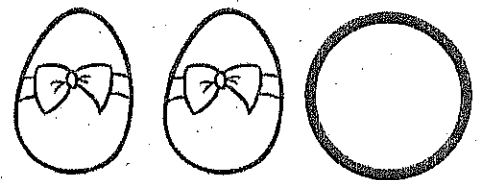
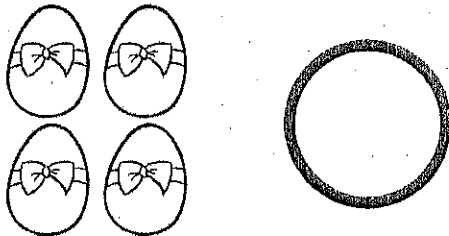
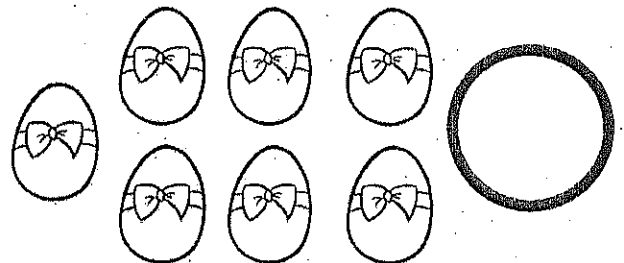
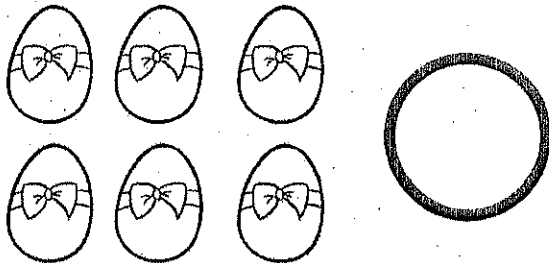
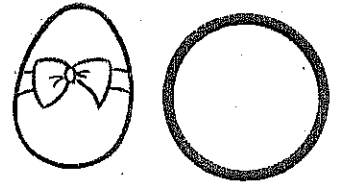

visit [twinkl.com](https://www.twinkl.com)

Write your answers in the circles.

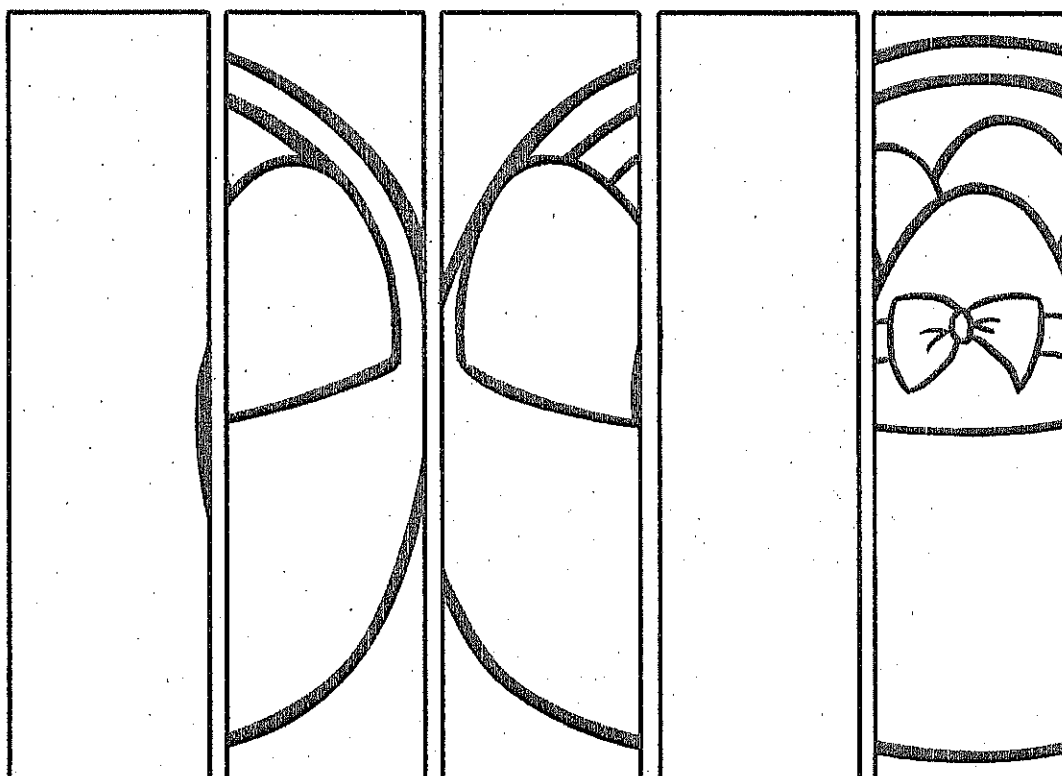



Counting Worksheet

Count how many Easter eggs there are!



Cut and paste the number tiles in the correct order.



1


4

2

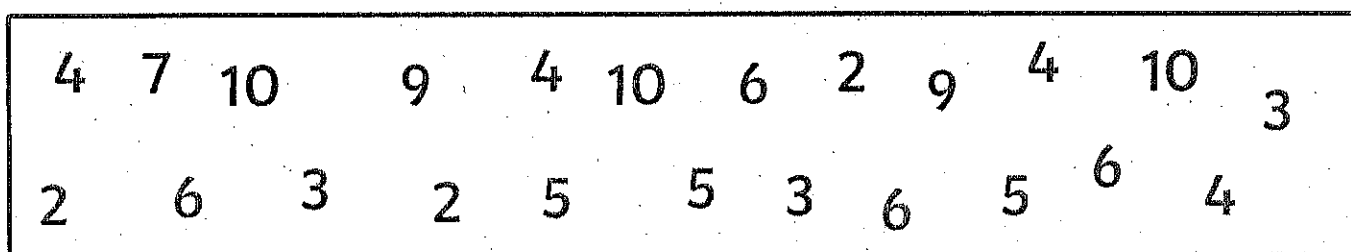
5

3


Trace the number 6.





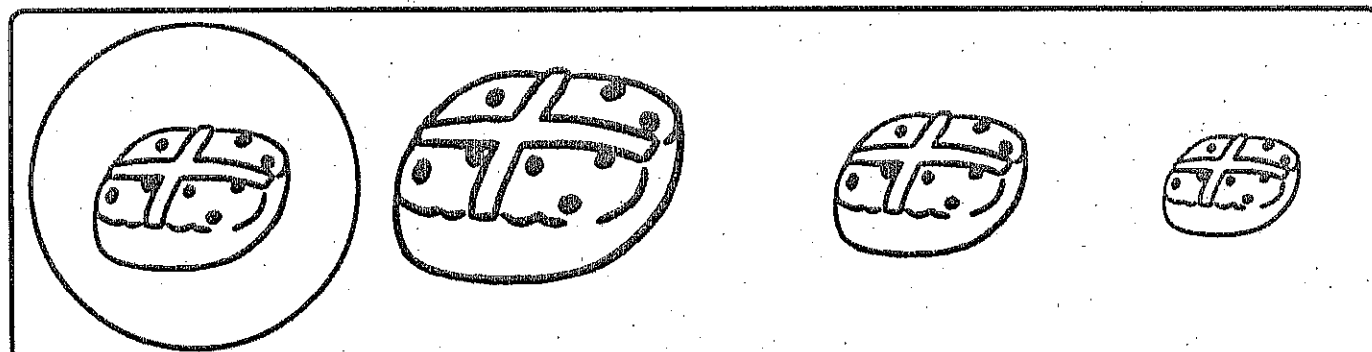
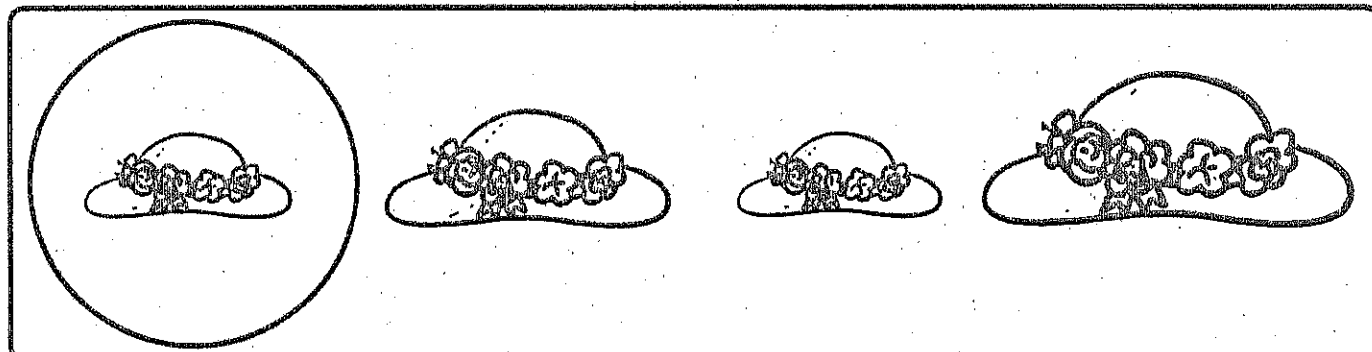

Circle all the number 6's.



Colour in six eggs.



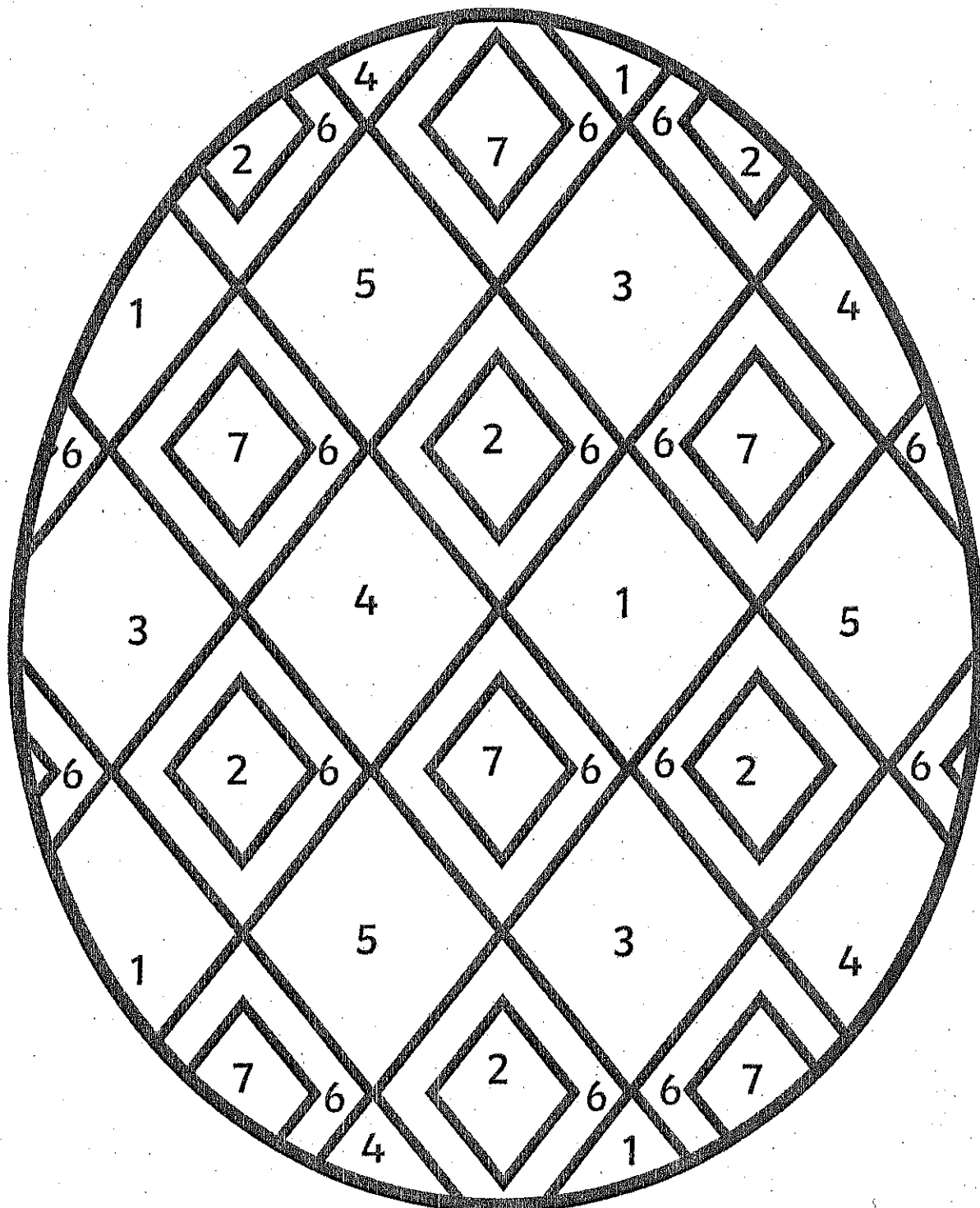
Circle the picture that is the same size as the first picture.



Easter Egg Colour by Number

1 = Yellow 2 = Orange 3 = Green 4 = Red

5 = Purple 6 = Blue 7 = Pink




Roll, add and colour!

INSTRUCTIONS;

1. Roll the dice
2. Add the numbers together
3. Colour the answer!

Two players:



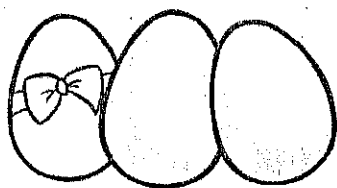

Each player chooses a colour.
The winner is the one with
the most Easter eggs in their
colour at the end.



Easter Maze Count in 10's

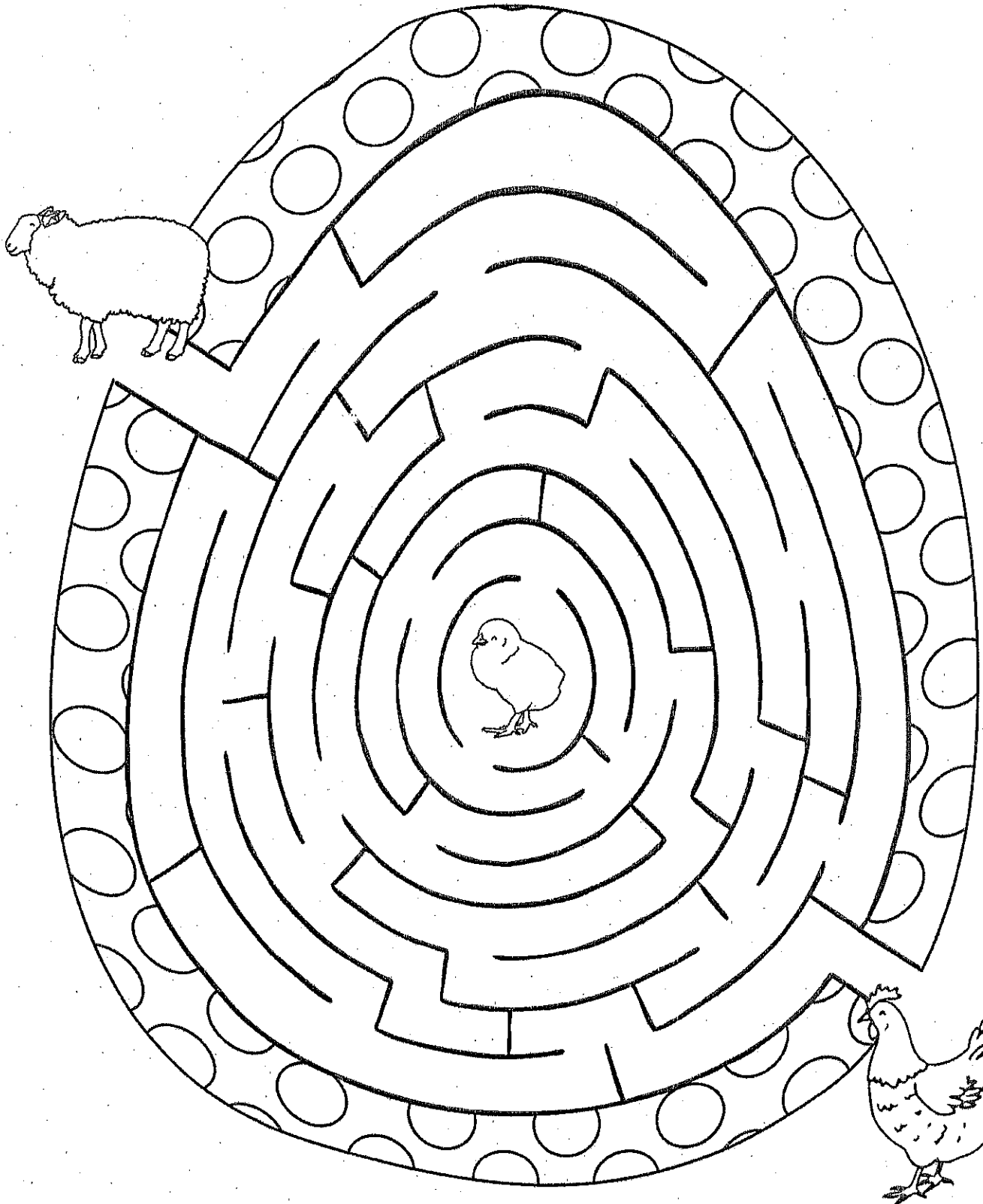
From 'Start', move forward, backward or down to count in tens to reach 'Finish'. Circle the numbers as you go.

Start 10 20 30 9 1 2
36 27 18 24 40 20 5 23
45 54 21 32 50 60 3 2
100 63 28 40 48 70 56 30
12 72 81 90 90 80 54 31
48 12 84 81 100 110 74 32
12 32 49 12 88 120 24 34
22 21 24 34 96 130 Finish



Easter Egg Maze

Help me find my mother!



EYFS Home Learning Pack.

Maths activities - Week 2.



This week we will be sharing the story 'We're Going on an Egg Hunt' on Tapestry and the school website.

Our Maths will be based around this story and will use resources from the White Rose Maths scheme, which supports the Mathematics teaching throughout the rest of Deanshanger Primary School. We have also added some Easter themed resources such as dot-to-dots and addition sheets.

We think it will be lots of fun. Please continue to share your observations on Tapestry.

Many thanks.


The Early Years Team.



These activities and ideas
are based around the book
"We're Going on an Egg
Hunt"


By Martha Mumford

All activities could be
done without the book!



Growing Cress in Eggshells

Crack eggs so they have half an empty shell. Carefully draw on silly faces. Fill shells with wet cotton wool and sprinkle on cress seeds. Keep damp and watch the eggs hair grow!



Talking Together



Make a tally of how long it takes your eggs hair to grow or mark the days off on a calendar. Encourage your child to take a photo every day and look back to discuss what happens over time.

Go hunting for other seeds in your house - look and talk about inside tomatoes apples and other fruits. Can you count the seeds or see the patterns inside when you cut them open.



Talking Together



Discuss shape and size of your bunny tails. Support your child's fine motor skills with rolling. Can we share between us? Can we roll small ones together to make big ones?

Use clothes pegs to pick up your bunny tails into containers. Play a song and then count how many you can get.

Can you beat your score?



Reception



Chocolate Nests

Melt a bar of chocolate in the microwave until soft. Help your child stir in cornflakes or shredded wheat until coated. Share into bun cases.

Take a packet of chocolate eggs and share between the nests. Leave to cool before enjoying.





Egg and Spoon Race

Boil real eggs until hard. Use some big cooking spoons to balance them on. Have a race with your child in the garden or inside. Experiment with what you can do with your body whilst balancing.



Talking Together


Who can walk the furthest without dropping your egg?
 Who can balance their egg the longest standing on 1 leg? We could time it using our phone. We can count how many steps we can take. Can you balance your egg on your hand?
 Can you stand and balance your egg and count to 10 or 20?
 What about to 20 and back again?



Talking Together

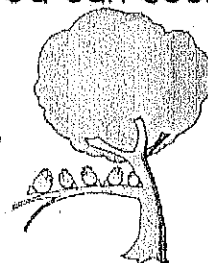
Talk about the chocolate before it is cooked and about melting. What has happened? How many spoons of goo do we need to make a nest. Let's share our eggs so each bird has the same amount. Who can we share our nests with? If there are 2 grown ups and 3 children how many nests will we need for them all to have one?

Go out for a bird hunt and see how many birds you can see.



Were they all the same?

See if you can see any nests in trees.





Bunny Tails

Take a large bag of folded cotton wool. With your child pick out fingerfuls and roll into balls to make bunny tails. Discuss the shape and size and can you group into big, medium, small sizes.

Use for making Easter cards afterwards!

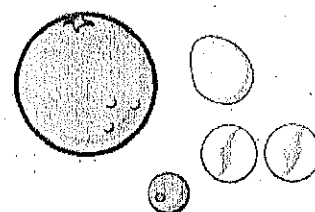



Making Collections

Go on a springtime walk and hunt objects that your child finds interesting. You could take a basket or use any container from around the house.



Talking Together

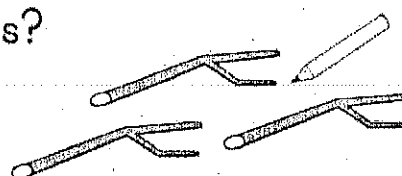
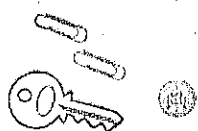


Spread the objects out and talk about them. Sort into groups or make arrangements.

Discuss them e.g. Some of these are plastic some are made of wood. This has corners, this looks like a circle.

Can we make a pattern with our objects?

Why are they a group? Do they have the same number of stripes, holes or points?






Decorating Eggs

Boil some real eggs until hard boiled. Once cooled use felt tips or paint to decorate. Add whatever decorations you have to make appealing. Hide for future egg hunts or display as decorations to talk about.




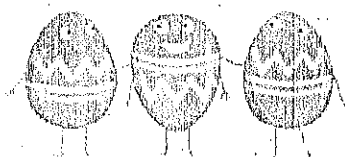

Talking Together



Discuss the patterns you use when decorating - zig zag, wavy, stripes, dots.

Can we decorate with a repeating pattern? In colour e.g. red yellow, red yellow or with shapes - circle square circle square.

What are our favourite colours to use? Can we mix these to make them darker or lighter?





Egg Box Play

Use empty 10 hole egg boxes or ice trays for sorting trays.

Draw on the bottom of the egg box numbers in order. Go hunting for tiny objects of the same amount to put inside.



Talking Together

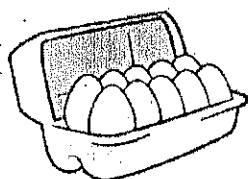
I wonder what kind of objects will fit? Will we need smaller objects for bigger numbers?

Write the numbers out of order on a new egg box and play a reveal game. Which number is under which egg?

If we put 5 eggs in our box, can you move them around and show me 5 in a different way?

Lets do this with different amounts of eggs.

For the number under the egg lets do that many skips hops jumps or bunny ears!






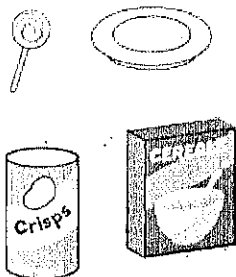
Number or Shape Hunt

Take your tablet or phone out with you or around the house. Go on a hunt for numbers or shapes. Sing like in the story!



Talking Together

Sing "We're going on an shape hunt
We're going to find them all
We're really excited
Hurray for shapes today!"



Point out numbers or shapes in the environment and let your child take photos of them. Encourage them to spot the shapes.

How many did we get altogether?

How many of each shape or number?


Let's look back at the photos we took when we get home.

Tell someone about our hunt.




Dot to Dot

Join the dots to reveal the full picture!



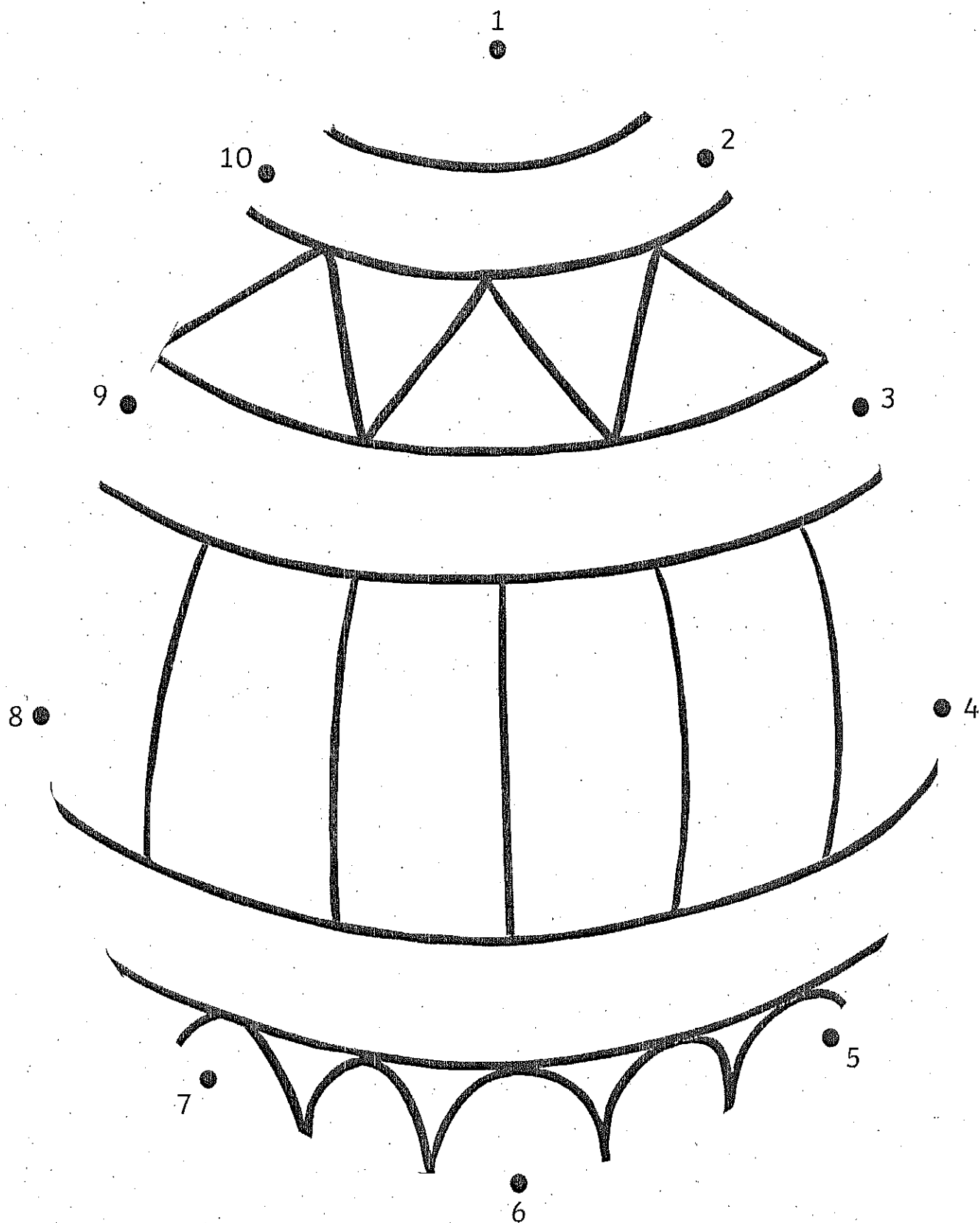
Dot to Dot

Join the dots to reveal the full picture!




Dot to Dot

Join the dots to reveal the full picture!



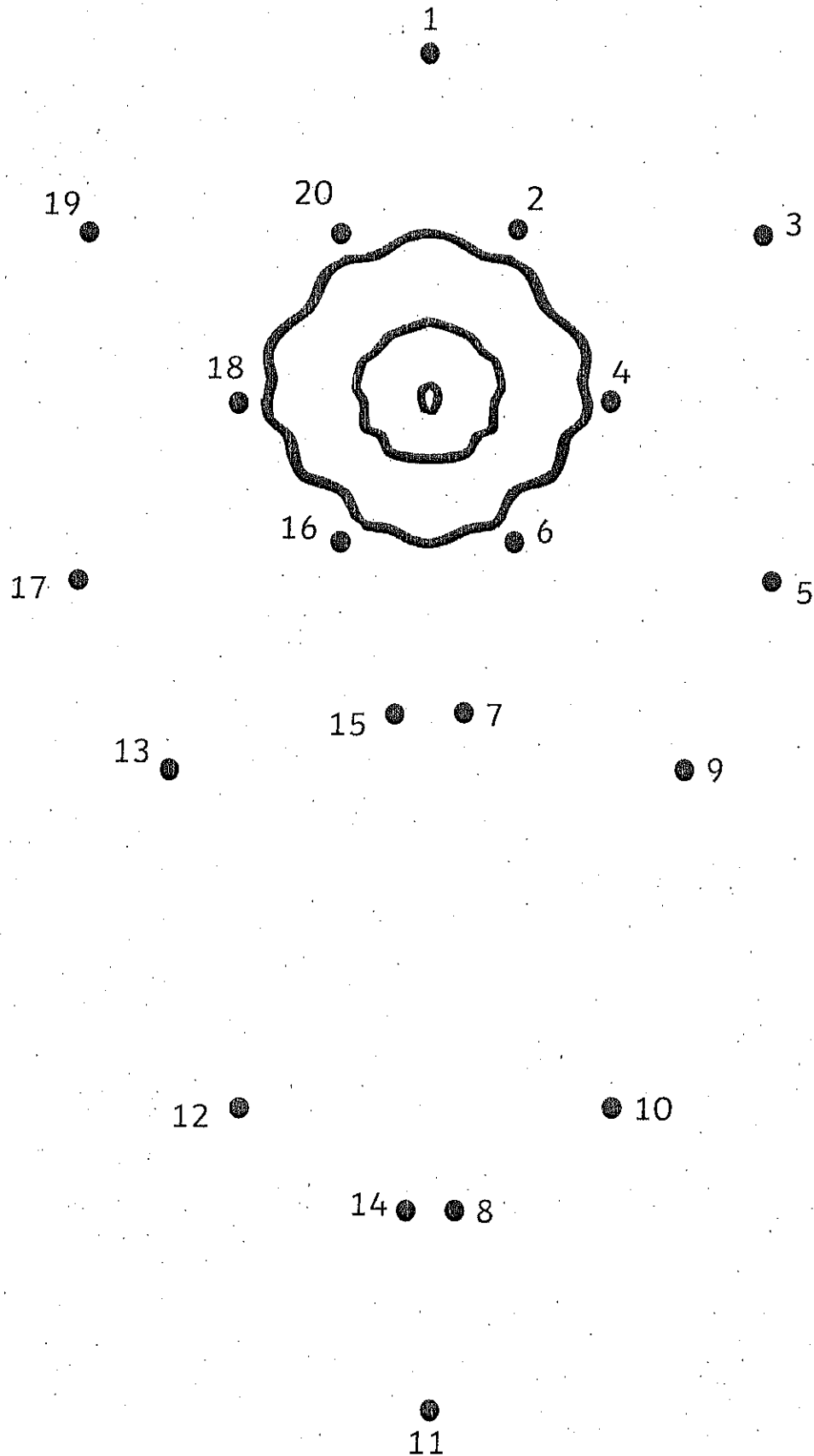
Dot to Dot

Join the dots to reveal the full picture!



Dot to Dot

Join the dots to reveal the full picture!



Dot to Dot

Join the dots to reveal the full picture!

